


## HOTSY Unloaders



- Head mount or remote
- Lock device
- Hotsy proven performer's

Part No.	Orig. No.	Description	GPM	PSI
8.715-491.0				
8.715-491.0	921501	XSM w/o Knob 1/4 Bypass	6.6	500
8.715-498.0	921467	XSM w/o Knob 1/4 Bypass	6.6	4500
8.707-351.0	921505	XSM w/o Knob 3/8 Bypass	6.6	2500
8.715-502.0	921462	H/M Duplex Pumps	6.6	1000
8.715-500.0	921378	H/M High Temp O-rings	6.6	600
8.715-491.0	921460	H/M Sml & Med Triplex Pumps	6.6	3000
8.715-494.0	921461	H/M Sml & Med Triplex w/ Hi Flow Banjo	6.6	3000
8.715-493.0	921464	H/M SST Pumps	6.6	3000
8.715-490.0	921465	H/M SST w/ Hi Flow Banjo Bolts	6.6	3000
8.715-499.0	921300	SM w/o Knob	6.6	2200
8.715-492.0	921304	SM w/o Knob	6.6	1000
8.715-496.0	971179	SM w/o Knob	6.6	1500
8.715-506.0	971583	LG w/o Knob	8.0	1000
8.715-495.0	971582	LG w/ Knob	8.0	1500
8.715-504.0	971581	LG w/ Knob	8.0	2200
8.715-503.0	971580	LG w/ Knob	8.0	3000
8.715-505.0	971555	LG w/ Knob (w/o Spacer)	8.0	3000
8.715-509.0	921391	XLG w/ Knob	13.2	2000
8.715-508.0	921390	XLG w/ Knob	13.2	3000
9.802-363.0	5-3029	VB55 for Hotsy HM,HS	8	3650
9.802-361.0	921809	VB55 w/1/8" Bore for easy start	8	3200
9.803-899.0	5-3329	VBA35 for Hotsy HG, HD, HE	6.6	3500
9.803-900.0	5-3330	VBA35 for Hotsy HM,HS	6.6	3500

See also the Legacy Universal Unloader on page 94

## Automatic Pressure Regulator

**Integral Regulator For Admiral Pumps:** WE - WG - WEL - XLS - XLE - XLG bolt on for Admiral and Legacy Pumps. Trapped pressure regulator specifically designed for use on the Admiral plunger pumps. Integral inlet, bypass and outlet eliminates the need for bypass hose.



8.703-401.0

- 6 GPM
- 3200 PSI
- 195°F
- Forged brass body
- 3/8" MPT outlet
- Stainless steel plunger & seat valve
- 29 oz weight

Part No.	Orig. No.	Description	Inlet
8.703-401.0	106020	APR-Brass/ Black	3/8"
9.802-365.0	106022	APR-Brass/ Black	1/2"
8.900-760.0	109139	Seal Repair Kit - 3/8"	
8.900-761.0	109139X	Seal Repair Kit - 1/2"	
8.900-762.0	109140	Valve Seat Repair Kit	

## Regulators / Unloaders



Basic Valves. Premium Performance.



8.712-588.0

- Forged brass body
- Stainless steel seat & piston
- 3/8" MPT inlet, outlet & bypass
- 200°F

### 520 Regulator / Unloader

- Rated @ 2000 PSI
- 13 oz weight
- Tested up to 2400 PSI
- 8 GPM



8.712-589.0

- Rated @ 2600 PSI
- 15 oz weight
- Tested up to 2800 PSI
- 8 GPM

### 560 Regulator / Unloader

- Rated @ 3200 PSI
- 15 oz weight
- Tested up to 3400 PSI
- 8 GPM

### Repair Kits

- For use with 520, 540, and 560 Regulator/Unloaders

Part No.	Original No.	Description
8.712-588.0	462320	520 w/o Knob
8.712-589.0	462320K	520 w/ Knob
8.712-590.0	462330	540 w/o Knob
8.712-591.0	462330K	540 w/ Knob
8.712-596.0	462340K	560 w/ Knob
8.704-003.0	109177	Seal Repair Kit
8.704-004.0	109178	Valve Seat Repair Kit

## 550 Regulator / Unloader



The Quality Performer – Simple & Effective



- 8 GPM
- 3600 PSI
- 200°F
- Stainless steel valve
- Forged brass body
- 3/8" FPT outlet & (2) inlet ports
- 1/4" FPT bypass
- 22 oz weight

Part No.	Orig. No.	Description
8.904-572.0	462335	w/o Knob
8.904-573.0	462335K	w/ Knob
8.703-951.0	109060	Seal Repair Kit
8.703-953.0	109062	Valve Seat Repair Kit

## 550 Regulator / Unloader with Bypass Switch



Same features as AP550 (above); Integral switch detects Full Bypass Mode.



- Normally Open (NO) or Normally Closed (NC) operation
- Use for burner control or time delay shutdown
- 29 oz weight

Part No.	Orig. No.	Description
8.712-594.0	462336	w/o Knob
8.712-595.0	462336K	w/ Knob
8.703-951.0	109060	Seal Repair Kit
8.703-953.0	109062	Unloader Seat Repair Kit
8.701-311.0	082022	Replacement Micro Switch
8.703-938.0	109041	Knob only (550)

# UNLOADERS

## Regulator/Unloader 580



Single Inlet.



- 8 GPM
- 3600 PSI
- 200°F
- 3/8" MPT inlet & outlet, 1/4" FPT bypass
- Adjustable pressure setting nut
- Heavy-duty forged brass body
- Stainless steel ball & valve seat
- High temperature Viton seals
- Adjustable upper pressure limit lock

Part No.	Orig. No.	Description
8.712-733.0	463350	w/o Knob
8.712-734.0	463350K	w/ Knob
8.703-951.0	109060	Seal Repair Kit
8.703-953.0	109062	Valve Seat Repair Kit

## Pulsar Unloader



- Pulsar 3 Blue rated 3200 PSI – max 3650 PSI
- Pulsar 3 White rated 1400 PSI – max 1750 PSI
- Pulsar 280 HP rated 4050 PSI – max 4350 PSI
- 195°F
- 8 GPM
- All stainless steel valves
- Pressure actuated
- Forged body
- 3/8" FPT inlet, outlet
- Two 3/8" FPT bypass ports

Part No.	Orig. No.	Description
8.712-650.0	462650	Pulsar 3 (Blue) w/ Knob
8.712-651.0	462651	Pulsar 3 (Blue) w/o Knob
8.712-653.0	462654	Pulsar 3 (White) w/ Knob
8.712-731.0	463150	Pulsar 280 HP
8.704-462.0	111100	Repair Kit – Pulsar 3
9.802-004.0	111375	Repair Kit – 280 HP

## VB7 Regulator/Unloader



Fits CAT 4SF pumps and other pumps; 7.8 GPM – 3600 PSI max pressure.



- Rated pressure: 3200 PSI
- 200°F
- 3/8" MPT inlet, 1/4" FPT gauge port
- 3/8" FPT outlet & bypass
- 19.7 oz weight

Part No.	Orig. No.	Description
8.712-741.0	463670	w/o Knob
8.904-580.0	463670K	w/ Knob
8.704-488.0	111175	Repair Kit
8.712-735.0	463600	Knob Only

## VB130 Regulator/Unloader



Fits CAT 2SF pumps and other pumps; 6.6 GPM – 2600 PSI max pressure.



- Rated pressure: 2300 PSI
- 200°F
- 3/8" MPT inlet & outlet
- 3/8" FPT bypass
- Stainless steel plunger
- Stainless steel valve seat
- 14.7 oz weight

Part No.	Orig. No.	Description
8.712-739.0	463660	w/o Knob
8.904-579.0	463660K	w/ Knob
9.802-006.0	111150	Repair Kit
8.712-735.0	463600	Knob Only

## VB75 / VB135 Unloaders



The VB75 is an integrated unloader for INTERPUMP/GENERAL pumps with 7.8 GPM – 3600 PSI max pressure. The VB135 fits Interpump "WW" series pumps and General "TT" series pumps with 6.5 GPM – 2600 PSI max pressure.



VB75

- VB75
- Rated pressure: 3200 PSI
- 200°F
- 3/8" MPT inlet, 1/4" FPT gauge port
- 3/8" FPT outlet & bypass
- 19.7 oz weight

- VB135
- Rated pressure: 2300 PSI
- 200°F
- 3/8" MPT inlet, 1/4" FPT outlet
- Stainless internals
- Forged brass body
- 22.9 oz weight



VB135

Part No.	Orig. No.	Description
<b>VB75</b>		
8.712-742.0	463672	Series 44 and 47 pumps
8.704-488.0	111175	Seal Kit
8.712-735.0	463600	Knob Only
<b>VB135</b>		
8.712-659.0	921806	VB 135
8.712-735.0	463600	Knob Only
9.802-006.0	111150	VB 135 Repair Kit

## VB350/4 Unloader



- 10.5 GPM
- Rated 5100 PSI
- Max 5600 PSI
- 195°F
- Forged bronze body
- 31 oz weight
- Stainless steel plunger & valve seat
- 3/8" FPT outlet & bypass
- 1/2" F bypass
- 3/8" MPT inlet, 1/4" gauge port

Part No.	Orig. No.	Description
9.802-360.0	463680K	Unloader Red Knob
8.704-499.0	111200X	Repair Kit Old VB 350
9.800-106.0	111901	Repair Kit - Red Knob Version

## Universal Unloader



The Legacy Universal Unloader is unique in that it allows for height or width adjustments making it ideal for any pump.



- 6 GPM
- 3500 PSI
- 195°F
- Forged brass body
- 1/2" NPT inlet
- 3/8" NPT outlet
- Stainless steel seat and low-friction, wear-resistant plunger
- 16.1 oz weight

Patent Pending

Part No.	Description
9.175-018.0	Universal Unloader

## Automatic Pressure Compensating Unloader Valves VB10 / VB9



7.8 GPM - 3600 PSI max pressure



- Rated 3200 PSI
- 194°F
- Reduces trapped pressure to 25% of operating pressure when unloading; allows easier gun trigger pull
- Instant pressure response
- Hex-shaped non-stick check valve
- 3/8" in/out/bypass
- Brass valve body/stainless ball & seat
- Knob included
- VB9 - Panel mountable

Part No.	Orig. No.	Description
8.712-736.0	463650	VB9 w/ Knob
8.715-462.0		VB9 w/ Knob & Pressure Switch
8.712-745.0	463675	VB10 w/ Knob
8.704-548.0	111336	Repair Kit VB9
8.704-561.0	111400	Repair Kit VB10
8.901-056.0	111401	Seal Kit VB10

## VB200/150 High Volume Unloader



- 52.5 GPM
- Forged bronze body
- Large plastic knob (removable)
- Lock nut on pressure adjustment
- 2175 PSI
- 194°F
- 1" FPT Inlet, outlet & bypass
- Two 5/16" - 18 bolt mounting ports
- 73.5 oz weight

Part No.	Orig. No.	Description
8.712-754.0	463714	VB 200/150 w/o Knob
8.712-755.0	463715	VB 200/150 w/ Knob
8.704-583.0	111550	Repair Kit

## VB80 / 400 Stainless Steel Unloader



21 GPM - 6200 PSI max pressure.



- Rated 5800 PSI
- Forged stainless steel body
- 195°F
- All stainless steel valve parts
- Viton seals
- 1/2" FPT inlet, outlet & bypass

Part No.	Orig. No.	Description
8.712-656.0	462656	VB 80/400
9.802-007.0	111340	Repair Kit

## "K" Series Pressure Regulators Repair Kits



Repair Kits for All K3, K5, K7 and K9 models

Part No.	Original No.	Description
8.702-850.0	726410	K3 Rebuild Kit
8.702-847.0	726406	K5 Maintenance Kit
8.702-849.0	103060B	K5 Rebuild Kit
8.705-045.0	140070	K5 Back Nut 3/4" NPT
8.702-858.0	726420	K7 Repair Kit
8.702-911.0	103121B	K9 Repair Kit

## "K" Series Pressure Regulators



Unloaders relieve line pressure in bypass mode.



K3 - 0-1500 PSI

- 3/8" FPT Inlet
- 165°F
- 1/2" FPT B Outlet

Part No.	Original No.	Model	GPM	Outlet
<b>K3</b>				
8.712-603.0	462530A	K3.0	2.10-2.90	3/8" M
8.712-605.0	462531A	K3.1	2.90-4.22	3/8" M
8.712-607.0	726566	K3.2	4.22-5.55	3/8" M
8.712-609.0	462533A	K3.3	5.00-6.50	3/8" M
8.712-604.0	462530E	K3.0	2.10-2.90	1/2" M
8.712-606.0	462531E	K3.1	2.90-4.22	1/2" M
8.712-608.0	462532E	K3.2	4.22-5.55	1/2" M
8.712-610.0	462533E	K3.3	5.00-6.50	1/2" M

K5 - 1000-3000 PSI

Part No.	Original No.	Model	GPM	Outlet
<b>K5</b>				
8.712-611.0	726569	K5.1	2.90-4.22	3/8" M
8.712-613.0	726570	K5.2	4.22-6.60	3/8" M
8.712-615.0	462553A	K5.3	6.60-10.83	3/8" M
8.712-612.0	462551E	K5.1	2.90-4.22	1/2" M
8.712-614.0	462552E	K5.2	4.22-6.60	1/2" M
8.712-616.0	462553E	K5.3	6.60-10.83	1/2" M

NOTE: 1) Use #140070 Back nut on bypass nipple when mounting 1/2" bypass line on K3 & K5's. 2) Use restricted (.156 - .225 ID) orifice in bypass line for smoother operation/pressure balancing.



K7 - 0-3000 PSI

- 3/8" FPT
- 165°F

Part No.	Original No.	Model	GPM	Outlet
8.712-617.0	726573	K7.0	2.11-2.90	3/8" M
8.712-618.0	726574	K7.1	2.90-4.22	3/8" M
8.712-619.0	726575	K7.2	4.22-6.60	3/8" M
8.712-620.0	462573	K7.3	6.60-10.8	3/8" M



ZK1 - 0-3600 PSI

- 2.3-10.8 GPM
- 3/8" inlet RSP-F
- 165°F

Part No.	Original No.	Model	Outlet / Bypass
8.712-602.0	462526	2K138	3/8" BSP-M
8.712-601.0	462525	ZK1	1/2" BSP-M



K9 - 0-5800 PSI

- 1/2" FPT
- 165°F


Part No.	Original No.	Model	GPM	Outlet
8.712-621.0	462574	K9	13.2	1/2" M

# UNLOADERS

## Control Set "W" Series / Integrated Regulator / Unloader



Designed exclusively to fit INTERPUMP and GENERAL pumps.



- Mounts directly on pump inlet and outlet; internal bypass loop
- Pressure actuated: "Instant - On"
- 3/8" MPT outlets
- Integrated injector - optional
- Pressure and flow engineered for specific pump models

Part No.	Orig. No.	Model	GPM	Fits PSI	Pump
<b>"W" Series Unloaders</b>					
8.712-638.0	462636	W1	4.00	1600	W905
8.712-640.0	462639	W1-L	4.00	1600	W99
8.712-643.0	462643	W2	5.56	3000	W997
8.712-644.0	462644	W2-L	5.56	3000	W201
8.702-883.0	753073	W2/W2L Rebuild Kit			
8.702-888.0	103098B	W1/W1L Rebuild Kit			

### "W" Series Unloaders with Injectors

8.712-637.0	462635	W1-0	2.1-2.9	1600	W907
8.712-641.0	462640	W1L-1	3.0-4.0	1600	W99
8.712-642.0	462642	W2-1	2.9-4.0	3000	W997
8.712-645.0	462645	W2L-1	2.9-4.0	3000	W201
8.712-647.0	462647	W2L-2	4.2-5.5	3000	WS202
8.702-884.0	103094B	Injector Maintenance Kit			

## HM Regulator / Unloader



- Excess flow is bypassed to maintain selected pressure
- Will operate on single or multiple gun systems
- Brass body - stainless steel valve & seat
- 3/8" FPT inlet
- 3/8" MPT outlet
- 3/8" FPT bypass
- Flow range of 1.4 to 10.8 GPM
- Pressure adjustable 0-3000 PSI

Part No.	Orig. No.	Description
8.712-622.0	462575	HM Regulator/Unloader
8.702-860.0	103072B	Repair Kit

## YU - High Volume Unloader



- 21 GPM
  - 1/2" FPT inlet, outlet
  - 2 - 1/2" FPT bypass ports
  - 200°F
  - Forged brass body
  - SS internals
- YU-2121 Yellow Spring**
- 2450 PSI max pressure
  - 2200 PSI rated pressure
- YU-2140 Green Spring**
- 4350 PSI max pressure
  - 4050 PSI rated pressure

Part No.	Orig. No.	Description
8.712-631.0	462628	2121 Yellow Spring
8.712-632.0	462629	2140 Green Spring
9.802-007.0	111340	Repair Kit

## ST-261 Regulator / Unloader



- 8 GPM
- Stainless steel plunger & seat
- 0-3600 PSI regulation
- Forged brass body
- Viton seals
- 180°F temperature rating
- 22.5 oz weight



Part No.	Orig. No.	Description
8.712-681.0	728406	ST-261 STD
8.900-156.0	088211X	Seal Kit
8.701-627.0	088209	Repair Kit "B"
8.701-650.0	088466	Outlet Check Kit "A"

### ST-261/S Unloader with Bypass Switch



- Switches at full bypass flow
- 10 Amp, 110/230V
- Wired N/C (may be wired N/O)

Part No.	Orig. No.	Description
8.712-685.0	921530	ST-261/S
8.701-647.0	728370	Switch Seal Kit

### ST-261/I Unloader with Chemical Injector



Part No.	Orig. No.	GPM	Model
8.712-682.0	462691	0.0-2.4	ST-261/I-1
8.712-683.0	462692	2.4-3.5	ST-261/I-2
8.712-684.0	462693	3.5-5.5	ST-261/I-3
8.900-159.0	088260X	Injector Repair w/o Barb	
8.701-648.0	088424	Injector Repair w/ Barb	

### ST-261/SI Unloader with Switch and Injector



- Switches at full bypass flow
- 10 Amp, 110/230V
- Wired N/C (may be wired N/O)

Part No.	Orig. No.	GPM	Model
8.712-686.0	462696	0.0-2.4	ST-261/SI-1
8.904-576.0	462697	2.4-3.5	ST-261/SI-2
8.904-577.0	462698	3.5-5.5	ST-261/SI-3

### ST-261 Bypass Switch only



- Field mountable
- 10 Amp @ 115/230V
- Switches at full bypass flow
- Wired N/C (may be wired N/O)

Part No.	Orig. No.	Description
8.712-629.0	462626	Switch Assy Complete
8.701-642.0	088272	Micro Switch Only
8.701-647.0	728370	Seal Kit - Micro Switch

**ST-230 Regulator/Relief Valve**



- 8 GPM
- Complete pressure regulation 0-3600 PSI
- 200°F
- 1/4" FPT Inlet & bypass
- Mounts off-line –
- No line restrictions
- All brass body with stainless steel piston and seat
- 14 oz weight

Part No.	Orig. No.	Description
<b>8.712-628.0</b>	<b>462590</b>	ST-230
<b>8.701-626.0</b>	<b>087926</b>	Repair Kit

**ST-280 Regulator/Unloader**



- 8 GPM
- 3600 PSI
- 175°F
- 27.5 oz weight
- Brass housing - stainless steel valve
- 3/8" FPT inlet/outlet
- 1/4" FPT bypass

Part No.	Orig. No.	Description
<b>8.712-674.0</b>	<b>462680</b>	ST-280
<b>8.701-655.0</b>	<b>088536</b>	Seat Repair Kit "D"
<b>8.701-654.0</b>	<b>088535</b>	Piston Seal Kit "C"
<b>8.701-653.0</b>	<b>088534</b>	Poppet Repair Kit

**13 GPM Pressure Actuated Unloaders**



- 13 GPM
- 800-3000 PSI
- 160°F
- Bellville spring washers minimize spikes
- Forged brass bodies/stainless ball & seat
- Four 1/4" side ports enhance versatility
- 1/2" FPT inlet, outlet & bypass ports
- 57.3 oz weight

Part No.	Orig. No.	Model	PSI	Spring
<b>8.712-709.0</b>	<b>462934</b>	22910	800	Silver
<b>8.712-710.0</b>	<b>462935</b>	22911	1400	Yellow
<b>8.712-711.0</b>	<b>921405</b>	22912	2400	Red
<b>8.712-708.0</b>	<b>921404</b>	22913	3000	Orange
<b>8.722-137.0</b>	<b>753051</b>	Repair Kit		

**Pressure Actuated Unloaders**



- Unloads pressure in entire system when in bypass
- Forged bronze body
- Stainless steel seat
- 3/8" FPT inlet/ 3/8" FPT outlet
- 1/4" FPT bypass
- 160°F

Part No.	Original No.	Model	GPM	PSI
<b>8.712-705.0</b>	<b>462927</b>	22760APM	8	3000
<b>8.712-706.0</b>	<b>462928</b>	22760APM	5	4000

**Flow Actuated Unloaders**



- Unloads pressure in entire system when in bypass
- Forged bronze body
- Stainless steel seat
- 3/8" FPT inlet/ 3/8" MPT outlet
- 1/2" bypass
- 160°F

Part No.	Orig. No.	Model	GPM	PSI
<b>8.712-698.0</b>	<b>462909</b>	22650	3.0-4.5	0-3000
<b>8.712-701.0</b>	<b>725797</b>	22654	3.5-4.8	3000-4000
<b>8.712-702.0</b>	<b>725798</b>	22655	4.5-5.5	0-3000
<b>8.712-703.0</b>	<b>725799</b>	22656	4.5-6.5	0-3000
<b>8.722-204.0</b>	<b>G022666</b>	Seal Kit		

**Hypro-Style Unloader**



- All rated at 5 GPM
- Pressures from 400 to 1500 PSI
- 180°F
- Buna-N seals
- 3/8 MPT inlet & outlet
- 8 oz weight

Part No.	Orig. No.	PSI	Bypass
<b>8.712-689.0</b>	<b>462739</b>	200-500	1/4" FPT
<b>8.712-690.0</b>	<b>462740</b>	400-1000	1/4" FPT
<b>8.712-691.0</b>	<b>728557</b>	800-1500	1/4" FPT
<b>8.712-692.0</b>	<b>462745</b>	400-1000	Close Coupled*
<b>8.712-693.0</b>	<b>462748</b>	800-1500	Close Coupled*
<b>8.722-643.0</b>	<b>H34300223</b>	Repair Kit for All	

\*Bypass port not threaded

**MV-520 Unloader**



- PSI: 2000
- 3/8" MPT
- 3/8" FPT bypass
- 195°F
- Stainless steel seat & piston

Part No.	Orig. No.	GPM	Model No.
<b>8.712-589.0</b>	<b>5-3505</b>	8.0	MV-520
<b>8.718-460.0</b>	<b>8-34300397</b>	Repair Kit	

**J.E. Adams Unloader**



- 3/8" FPT
- 200°F
- GPM: 8.0

Part No.	Orig. No.	PSI	Model No.
<b>8.712-627.0</b>	<b>5-3009</b>	3000	7300-Red
<b>8.712-626.0</b>	<b>5-3010</b>	2000	7100-Brown
<b>8.718-490.0</b>	<b>85-7130</b>	Repair Kit	

8.712-627.0

# UNLOADERS

## MG4000 Series Unloaders

"The world's best unloader value" with a choice of PSI: 1500, 3000 or 4500.



- Forged Brass Body
- 3/8" FPT inlet, outlet & bypass
- Auxiliary 1/4" outlet
- 10 GPM
- 200°F
- Up to 4500 PSI
- Can be panel mounted
- Pressure limit indicated with color coded ring

Part No.	Orig. No.	Description	PSI
<b>Without Knob</b>			
8.712-715.0	463108	Yellow	1500
8.712-718.0	463110	Red	3000
8.712-724.0	463114	Black	4500
<b>With Knob</b>			
8.712-716.0	463108K	Yellow	1500
8.712-719.0	463110K	Red	3000
8.712-725.0	463114K	Black	4500
8.704-567.0	111442	Repair Kit	

### MG4000 with Microswitch



- Can be used as (NO) Normally Open or (NC) Normally Closed
- Use for time delay shut down or as burner control
- Up to 4500 PSI
- Panel mountable
- 15 Amp microswitch

Part No.	Orig. No.	Description	PSI
8.712-717.0	463109K	Yellow	1500
8.712-720.0	463111K	Red	3000
8.712-714.0	463105K	Blue	3600
8.712-727.0	463115K	Black	4500

## VRT Unloader Valves



- Forged brass body
- Stainless internals
- Up to 4350 PSI
- 200°F
- 7.8 GPM
- 3/8" in-out/bypass

Part No.	Description	PSI
8.750-297.0	VRT-3 Unloader	2300
8.750-298.0	VRT-3 Unloader	3630
8.750-299.0	VRT-3 Unloader	4500
8.750-709.0	Repair Kit for 2320 & 3630 PSI unloaders	
8.750-7109.0	Repair Kit for 4500 PSI unloader	

## AR Bolt On Unloaders



Mini-Matic Models.



- Fits XT and XM series pumps
- 2600 PSI rated pressure
- 1-2" F inlet
- 3/8" M Outlet

Part No.	Orig. No.	Model No.	Description	GPM
8.712-582.0	906007	AR20608	AL Bypass, No inj	3-5.5
8.712-564.0	462228	AR20821	AL Bypass, No inj	2-5
8.712-573.0	462243	AR20890	AL Bypass, Adj inj	2-3
8.712-576.0	462246	AR21039	Brass Bypass, Adj inj	2-3
8.712-575.0	462245	AR21040	Brass Bypass, Adj inj	3-4
8.720-676.0	AR002812		Seal Kit	

NOTE: AR has discontinued the Combiset unloaders. Use Mini-Mate unloaders as replacements. For 22mm twist coupler outlet models add Hotsy part# 331307 (3/8" x 22mm) to injector outlet.

## Gymatic Unloaders



- RK & XM series pumps
- 3650 PSI rated pressure
- 3-5.5 GPM
- 3/8" M Outlet

Part No.	Orig. No.	Model No.	Description
8.712-565.0	462229	AR20242	1/2" F Inlet no inj
8.712-563.0	462226	AR20242G	3/4" Inlet (GHF) w/ no inj
8.712-574.0	462244	AR20081	1/2" M Inlet fixed inj #1 (2-3 gal)
8.712-568.0	462235	AR20399	1/2" M Inlet adj inj #1 (2-3 gal)
8.712-569.0	462236	AR20400	1/2" M Inlet adj injector #2
8.720-642.0	AR002611		Repair Kit

## Unloader Mounting Block

End vibration-caused fitting failure, 3 styles available.



- 12 GPM
- Mounting hardware included

Part No.	Orig. No.	Description	Material	PSI
8.904-568.0	462183X	3/8" x 3/8"	Brass	5500
8.904-567.0	462182X	1/2" x 1/2"	Brass	5500


## VS200 / 180 High Volume Regulator



- 53.5 GPM
- 2600 PSI
- 194°F
- 3/4" FPT inlet x 1/2" FPT bypass
- 29.4 oz weight

Part No.	Original No.	Description
8.712-753.0	463705	VS 200/180
8.704-582.0	111520	Repair Kit

## VS350 Regulator / Relief Valve



- Rated pressure: 5100 PSI
- 5600 PSI
- 6.5 GPM
- 195°F
- 3/8" FPT inlet, outlet & bypass
- 16.8 oz weight

Part No.	Original No.	Description
8.712-756.0	463720	VS 350
8.704-611.0	111832	Repair Kit

## VS 500 High Pressure Regulator / Relief Valve



- Rated pressure: 7250 PSI
- 8100 PSI
- 21 GPM
- 195°F
- Forged bronze body
- 1/2" FPT inlet & bypass
- 14.2 oz weight

Part No.	Original No.	Description
8.712-757.0	463725	VS 500

## VS 220 Regulator / Relief Valve



6.3 GPM – 3600 PSI max pressure.



- Rated 3200 PSI
- 200°F
- Forged bronze body
- Stainless steel plunger & seat valve
- Two 3/8" FPT inlets
- 3/8" FPT outlet/bypass
- Compact design
- 14.2 oz weight

Part No.	Original No.	Description
8.712-737.0	463655	VS 220 w/o Knob
8.901-057.0	111576	Repair Kit

## Safety Pressure Relief Valves



Engineered and built by Interpump. Premium quality valves for all pressure systems.



- Adjustable pop off protection
- Machined brass bodies
- Stainless steel plunger & seat
- 165°F
- 3/8" MPT connect x 1/4" MPT
- Bypass & outlet
- **S - R:** Safety Valve - 3000 PSI @ 1.3 to 10.8 GPM
- **S - 3:** Safety Valve - 500 to 10,000 PSI @ 2.6 to 26.5 GPM

Part No.	Original No.	Description
8.711-215.0	390103	S - R Valve
8.711-227.0	390123	S - 3 Valve

## Regulating Relief Valve



Economical replacement for paraplate BR5 Series.



- 7 GPM
- Pressure adjusts 200-2000 PSI
- 200°F
- 3/8" FPT Inlet, outlet & bypass
- Flow-Thru design for smooth operation
- Machined brass body & knob
- Stainless steel plunger & seal

Part No.	Original No.	Description
8.712-625.0	462585	Relief Valve
8.900-042.0	075127	Repair Kit

## Timax Pressure Regulator Valve



- 52 GPM
- 1000 PSI
- Lever control manual dump for bypass to relieve line pressure
- 3/4" & 1" FPT inlet & outlet
- 3/4" FPT bypass
- Brass body - SS piston & seat

Part No.	Original No.	Description
8.712-624.0	462580	Timax Regulator Valve
8.702-844.0	103051B	Repair Kit

# INJECTORS

## Inlet Chemical Injector



- Two adjusting knobs for incoming water pressure and detergent metering

Part No.	Original No.	Description
9.803-275.0	873596	Hotsy Dual-Adjusting Injector
8.700-290.0	753002	Repair Kit

## Amerimax Injector

The Higher Rate Injector. Our Best Seller!



- Brass housing
- Stainless Steel orifice
- Fully adj metering valve
- Stainless Steel spring
- 3500 PSI
- 3/8" MPT inlet/outlet
- 1/4" hose barb

Part No.	Orig. No.	Description
<b>Standard</b>		
8.904-192.0	360130	"0", 1-2 GPM
8.904-193.0	360131	"1", 2-3 GPM
9.803-998.0	360132	"2", 3-5 GPM
8.904-194.0	360133	"3", 5-8 GPM
8.900-040.0	075122X	Repair Kit (SS check ball)

### "Acid" Injector w/ Special Inlet Check Valve

8.904-201.0	360140X	"0A", 1-2 GPM
8.904-202.0	360141X	"1A", 2-3 GPM
8.904-203.0	360142X	"2A", 3-5 GPM
8.904-204.0	360143X	"3A", 5-8 GPM
8.900-041.0	075123X	Acid Repair Kit*

\*Ceramic check ball

## Quick-Coupled Amerimax

Assembled for Added Convenience - "Quick" couples to unloader outlet and "Quick" couples hose to injector outlet.



- Top-Quality quick-couplers: 3/8" plug inlet, 3/8" socket outlet
- 6' Industrial Grade poly-braid reinforced tubing (will not collapse, resists crimping, high chemical tolerance)
- Heavy-duty brass chemical filter with check valve prevents loss of prime

Part No.	Original No.	Description
<b>Amerimax "QC"</b>		
8.904-195.0	360135X	Quick Coupled "0", 1-2 GPM
8.904-196.0	360136X	Quick Coupled "1", 2-3 GPM
8.904-197.0	360137X	Quick Coupled "2", 3-5 GPM
8.904-199.0	360138X	Quick Coupled "3", 5-8 GPM
8.900-040.0	075122X	Repair Kit (SS check ball)
<b>Amerimax Acid "QC"</b>		
8.904-205.0	360145X	Quick Coupled "0A", 1-2 GPM
8.904-206.0	360146X	Quick Coupled "1A", 2-3 GPM
8.904-207.0	360147X	Quick Coupled "2A", 3-5 GPM
8.904-208.0	360148X	Quick Coupled "3A", 5-8 GPM
8.900-041.0	075123X	Acid Repair Kit*

\*Ceramic check ball

## Downstream Chemical Injectors



Adjustable Injector



Fixed Injector

- Applies detergent while by-passing vital machine components

Part No.	Original No.	Description
<b>Adjustable</b>		
9.802-956.0	873579	Hot Water 2.1mm 3/8" M x 3/8" M
8.709-428.0	873580	Cold Water 2.1mm 3/8" M x 3/8" M
8.709-429.0	873582	Cold Water 2.3mm 3/8" M x 3/8" M

### Fixed - Cold Water

8.709-419.0	873594	1.8mm 3/8" F x 3/8" M
9.802-957.0	873591	2.1mm 3/8" M x 3/8" M
8.709-421.0	722400	2.1mm 3/8" F x 3/8" M
8.709-422.0	722436	2.1mm 3/8" qc skt x 3/8" qc plug
8.709-420.0	875760	2.3mm 3/8" F x 3/8" M
8.709-423.0	722429	1.8mm 3/8" M x 3/8" M 2-3 GPM Ceramic Check
8.709-424.0	722430	2.1mm 3/8" M x 3/8" M 3-5 GPM Ceramic Check

### Repair Kits

8.717-663.0	877665	Repair Kit 873579, 873591
8.718-494.0	753048	Repair Kit 722429, 722430
8.718-495.0	753121	Repair Kit 873580, 873582, 873594, 722400, 722436, 875760
8.717-664.0	908285	Orifice, Blank

## ST-64 Upstream Injector



Apply soap at high pressure. Restricts water flow to create suction.



- 140 PSI
- 160°F
- 3/4" FGH inlet
- 3/4" MGH outlet
- Chemical Strainer and 4' PVC Tubing included!
- Adjustable with ST-61 meter valve
- locking water flow adjustment

Part No.	Original No.	Description
8.710-482.0	360155	1.5-4.0 GPM
8.710-483.0	360156	4.0-7.0 GPM

## ST-62 Variable Chemical Injector



Flow orifice adjusts for machines from 2-8 GPM. Requires ST-61 (next page) to regulate chemical injection rate.



- Forged brass body
- 3500 PSI
- 8 GPM

Part No.	Original No.	Description
8.710-485.0	728441	ST-62
8.701-648.0	088424	Repair Kit "F"

## ST-61 Chemical Metering Valve



- Snap-on attachment to ST-60, ST-62, ST-261/I (usage limited to these injectors)
- Adjusts from off to full flow
- Glass-filled polyamide body & valve parts
- 1/4" hose barb
- Teflon® seals

Part No.	Original No.	Description
8.710-777.0	371161	ST-61

## ST-60 Chemical Injector



Requires ST-61 (on left) to regulate chemical injection rate.



- Inlet 3/8" MPT; Outlet 3/8" FPT
- Forged brass body
- Compact size
- Injection rate to 10%

Part No.	Orig. No.	Description
8.710-476.0	360120	1.50 – 2.25, ST-60/0
8.710-477.0	360121	2.25 – 3.35, ST-60/1
8.710-478.0	360122	3.35 – 5.00, ST-60/2
8.701-648.0	088424	Repair Kit "F"

## 400 Series Chemical Injectors

The Injector of choice.



### Orifice Selection

Orifice Dia.	Flow Rate
1.6mm	1.5-2.7 GPM
1.8mm	2.0-3.6 GPM
2.1mm	2.7-4.9 GPM
2.3mm	3.3-6.0 GPM

**Adjustable Injectors**, precise needle metering valve.

Orifice Size (mm)	M x M Orig No	M x M Part No	M x F Orig No	M x F Part No	F x M Orig No	F x M Part No
<b>Brass</b>						
1.6	8.710-541.0	360406	8.710-549.0	360416	8.710-559.0	360426
1.8	8.710-535.0	360400	8.710-543.0	360410	8.710-551.0	360420
2.1	8.710-537.0	360401	8.710-545.0	360411	8.710-554.0	360421
2.3	8.710-539.0	360402	8.710-547.0	360412	8.710-557.0	360422

### Stainless Steel

1.6	8.710-542.0	360406S	8.710-550.0	360416S	8.710-560.0	360426S
1.8	8.710-536.0	360400S	8.710-544.0	360410S	8.710-552.0	360420S
2.1	8.710-538.0	360401S	8.710-546.0	360411S	8.710-556.0	360421S
2.3	8.710-540.0	360402S	8.710-548.0	360412S	8.710-558.0	360422S

Part No.	Original No.	Description
<b>Repair Kits</b> include Check Ball, Spring, Seat & O-ring		
8.900-769.0	109220X	Standard Kit

## Robokim Chemical Injectors



- Forged brass body
- Stainless steel orifice
- Stainless steel inlet check valve components
- 3500 PSI
- 180°F
- 3/8" MPT inlet/outlet
- 1/4" hose barb

Part No.	Original No.	Model No., GPM
<b>Robokim w/ Plastic Meter Knob</b>		
8.710-497.0	360200	"0", 2.1-2.9
8.710-498.0	360201	"1", 3.0-4.0
8.710-499.0	360202	"2", 4.0-5.5
8.710-500.0	360203	"3", 5.5-10.8
<b>Robokim w/ Brass Meter Knob</b>		
8.904-213.0	726588	"0", 2.1-2.9
8.904-214.0	360221	"1", 3.0-4.0
8.904-215.0	726593	"2", 4.0-5.5
8.904-216.0	360223	"3", 5.5-10.8
8.704-708.0	725914	Repair Kit
8.900-061.0	077010X	Acid Kit

- Teflon® valve seat
- 3/8" inlet & outlet (3 configurations)
- Forged brass housing
- 3200 PSI
- Renewable orifices & check valve
- 200°F
- Options include: quick-coupled, stainless steel orifices/ acid-resistant check
- Only 5 oz weight



Orifice Size (mm)	M x M Orig No	M x M Part No	M x F Orig No	M x F Part No	F x M Orig No	F x M Part No
<b>Brass/Acid-Resistant</b>						
1.6	8.904-230.0	360406A	8.904-238.0	360416A	-	-
1.8	8.904-224.0	360400A	8.904-232.0	360410A	8.904-240.0	360420A
2.1	8.904-226.0	360401A	8.904-234.0	360411A	8.904-242.0	360421A
2.3	8.904-228.0	360402A	8.904-236.0	360412A	8.904-244.0	360422A

### Stainless Steel/Acid-Resistant

1.6	8.904-231.0	360406AS	8.904-239.0	360416AS	8.904-246.0	360426AS
1.8	8.904-225.0	360400AS	8.904-233.0	360410AS	8.904-241.0	360420AS
2.1	8.904-227.0	360401AS	8.904-235.0	360411AS	8.904-243.0	360421AS
2.3	8.904-229.0	360402AS	8.904-237.0	360412AS	8.904-245.0	360422AS

Part No.	Original No.	Description
<b>Repair Kits</b> include Check Ball, Spring, Seat & O-ring		
8.900-770.0	109222X	Acid Kit

## Robokim Quick-Coupled Chemical Injectors



- Quick-Couplers: 3/8" QC plug inlet, 3/8" QC socket outlet
- 6' Industrial grade poly-braid reinforced tubing
- Brass chemical filter w/stainless steel check valve

Part No.	Original No.	Model No., GPM
<b>Robokim "QC" w/ Plastic Knob</b>		
8.904-209.0	360210X	"0", 2.1-2.9
8.904-210.0	360211X	"1", 3.0-4.0
8.904-211.0	360212X	"2", 4.0-5.5
8.904-212.0	360213X	"3", 5.5-10.8
<b>Robokim "QC" w/ Brass Knob</b>		
8.904-217.0	360230X	"0", 2.1-2.9
8.904-218.0	360231X	"1", 3.0-4.0
8.904-219.0	360232X	"2", 4.0-5.5
8.904-220.0	360233X	"3", 5.5-10.8

# INJECTORS

## 5500 PSI Stainless Steel Chem Injector



- Stainless steel construction
- 190°F max
- Complete with hose and filter

Part No.	Orig. No.	GPM	PSI	Description
9.802-217.0	3-1208	3.0-5.0	5500	Non-Adjustable, Injector Only
9.802-226.0	4-011186	3.0-5.0	5500	Assembly

## Hi-Lo Injector

May be used on high side or low side of pump. Adjustable flow orifices plus adjustable chemical valves. Standard features similar to ST-62.



- **Performance Range**
- Low side: .5-3.5 GPM @ 10-120 PSI
- High side: 2.0 - 8.0 GPM @ 3500 PSI
- Machined brass body
- 3/8" FPT inlet/outlet

Part No.	Original No.	Description
8.710-486.0	360163	Hi/Lo Injector w/ Meter Valve
8.710-487.0	360165	w/o Chemical Adjust
8.700-290.0	075136	Repair Kit
8.900-044.0	075136X	Seal Kit

## Exact-A-Flow Pressure Reducer / Injector

"Low side" chemical injector that regulates inlet pressure to maintain consistent chemical ratio.



- Up to 6 GPM
- 1/2" FPT inlet/outlet ports
- 1/4" hose barb chemical inlet
- ± 2% injection ratio variation

Part No.	Original No.	Description
8.711-162.0	385127	Weep Seat*
8.711-160.0	385125	Non-Weep
8.711-161.0	385126	With Switch**
8.904-389.0	385128	Hose Barb w/ Viton Check
8.904-390.0	385129	Hose Barb w/ Buna Check

\*Weep Seat allows pump to self-prime

\*\* With burner control switch automatically turns burner off when water flow stops

## Series 505 Stainless Steel



All metal parts are Stainless Steel.



- Premier type injector
- 3200 PSI
- 3/8" inlet/outlet
- 190°F

Part No.	Original No.	Description
<b>505 Stainless Steel</b>		
8.710-586.0	360505/1.8	SS Injector 1.8 2.0 - 3.6
8.710-587.0	360505/2.1	SS Injector 2.1 2.7 - 4.9
8.710-588.0	360505/2.3	SS Injector 2.3 3.3 - 6.0
8.704-027.0	109234	Repair Kit

## Brass Injectors



All metal parts are Brass.



- Premier type injector
- 3200 PSI
- 3/8" inlet/outlet
- 190°F

Part No.	Original No.	Description
<b>Brass</b>		
8.710-505.0	360245	Brass Injector 1.8 2.0 - 3.6
8.710-506.0	360246	Brass Injector 2.1 2.7 - 4.9
8.710-507.0	360247	Brass Injector 2.3 3.3 - 6.0
8.704-028.0	109235	Repair Kit

## Adjustable Quick-Connect Injector



- 3500 PSI
- 200°F

Part No.	Original No.	GPM
8.710-502.0	360240	2-3
8.710-503.0	360242	3-5
8.710-504.0	360244	5-8

Part No.	Original No.	Description
<b>Acid Injectors</b>		
8.904-221.0	360240A	2-3
8.904-222.0	360242A	3-5
8.904-223.0	360244A	5-8
8.701-187.0	080055	Injector Repair Kit
8.900-087.0	080056	Injector Acid Kit

## Zytel Nylon Float Valve



Part No.	Original No.	Description
<b>8.902-425.0</b>	<b>381070</b>	3/8" Zytel Nylon Float Valve

## Adjustable Bronze Float Valves



- Cast bronze body
- Live rubber stopper
- Adjustable float arm
- 180°F

Part No.	Original No.	Thread	Stem	GPM @ 40 PSI
<b>8.710-041.0</b>	<b>343300</b>	3/8"	1/4" - 20	10
<b>8.710-043.0</b>	<b>343302</b>	1/2"	1/4" - 20	17
<b>8.710-044.0</b>	<b>343304</b>	3/4"	1/4" - 20	31
<b>8.710-045.0</b>	<b>343306</b>	1"	1/4" - 20	47

NOTE: Float valves above require stem & float, below

### Repair Parts for Adjustable Valves

<b>8.700-475.0</b>	<b>076406</b>	Long Arm*
<b>8.700-476.0</b>	<b>076407</b>	Short Arm*
<b>8.700-477.0</b>	<b>076408</b>	Thumb Screw*
<b>8.700-479.0</b>	<b>076418</b>	3/8" & 1/2" Plunger
<b>8.700-480.0</b>	<b>076420</b>	3/4" Plunger
<b>8.700-481.0</b>	<b>076422</b>	1" Plunger

\*Fits 3/8", 1/2" & 3/4" Valve Only

## Copper & Plastic Float Balls



8.710-053.0



8.710-054.0



9.802-061.0

Part No.	Orig No.	Length	Material	Thread
<b>8.710-061.0</b>	<b>343326</b>	4" x 5"	Copper	1/4" - 20
<b>8.710-052.0</b>	<b>343317</b>	5"	Copper	1/4" - 20
<b>8.710-053.0</b>	<b>343318</b>	6"	Copper	1/4" - 20

### Plastic

<b>8.710-054.0</b>	<b>343319</b>	4-1/2"	Plastic	1/4" - 20
<b>8.710-055.0</b>	<b>343320</b>	5"	Plastic	1/4" - 20
<b>8.710-057.0</b>	<b>343321</b>	6"	Plastic	1/4" - 20
<b>8.710-058.0</b>	<b>343322</b>	6"	Plastic	5/16" - 18
<b>8.710-059.0</b>	<b>343323</b>	8"	Plastic	1/4" - 20
<b>9.802-061.0</b>	<b>343325</b>	4" x 5"	Plastic	1/4" - 20

NOTE: Parts for other float valves also available

## Kerick Float Valve



Flow rates for 1/2" Valve: 20 PSI: 7.7 GPM  
30 PSI: 9.1 GPM  
40 PSI: 10.5 GPM  
50 PSI: 11.4 GPM  
60 PSI: 12.5 GPM

Flow rates for 3/4" Valve: 30 PSI: 13 GPM  
60 PSI: 16.5 GPM

Part No.	Description
<b>8.749-328.0</b>	1/2" Float Valve, .25" orifice
<b>8.749-329.0</b>	3/4" Float Valve, .30" orifice

## Stems Only - Brass



9.802-157.0



8.710-047.0

Part No.	Orig. No.	Length	Thread
<b>9.802-157.0</b>	<b>343310</b>	8"	1/4" - 20
<b>8.710-047.0</b>	<b>343310C</b>	8"	1/4" - 20 x 5/16" - 18
<b>8.710-048.0</b>	<b>343311</b>	8"	5/16" - 18
<b>8.710-051.0</b>	<b>343315</b>	10"	1/4" - 20
<b>8.710-049.0</b>	<b>343313B</b>	18"	3/8" - 16
<b>8.740-042.0</b>	<b>343316</b>	19"	1/2" - 20
<b>9.803-671.0</b>	<b>2-11141</b>	5"	1/4" - 20

NOTE: Parts for other float valves also available

## PA Float Valve



- 140°F
- 3/8" MPT inlet
- Brass body
- Positional/adjustable arm
- 5 GPM max flow @ 15 PSI
- 7 GPM max flow @ 30 PSI

Part No.	Original No.	Description
<b>8.710-042.0</b>	<b>727325</b>	3/8" Float Valve
<b>8.704-204.0</b>	<b>110250</b>	Repair Kit

## Brass Float Valve Assembly



COMPLETE: Valve, Stem & Float



- 1/2" FPT inlet
- Brass housing with polyamide cover
- 4.5 GPM
- 175°F

Part No.	Original No.	Description
<b>8.710-031.0</b>	<b>728446</b>	ST-8
<b>8.701-558.0</b>	<b>085331</b>	Repair Kit

**8.710-033.0** 343012 MPT Adapter Kit for ST-8

\*Double MPT nipple, sealing washer & lock nut

## Brass Float, Ball & Stem



- 142 PSI max inlet pressure
- 140°F
- 7.1 GPM @ 28 PSI - 1/2" MPT inlet
- Positive soft Buna/brass shut-off
- Adjustable float ball settings
- Inlet nut and washer seal provided

Part No.	Original No.	Description
<b>8.710-037.0</b>	<b>343050</b>	Valve Complete
<b>8.704-092.0</b>	<b>109502</b>	Repair Kit

## Diaphragm Float Valve



- Requires only 6.5" x 3" inside tank
- All plastic snap-on float
- Positive shut off diaphragm style
- Inlet screen, tank gasket & nut included
- Rebuildable – repair parts available
- 3/4" MPT inlet
- 142 PSI
- 7.86 GPM @ 28 PSI
- 6.68 GPM @ 14 PSI
- 140°F

Part No.	Original No.	Description
8.710-030.0	343007	Float Valve Complete

## Hudson Float Valve



- No external moving parts
- No float ball or arm
- Operates between 0-130 PSI
- All plastic, nylon, rubber & stainless steel
- 90°F
- 1" inlet - easy installation
- Automatic anti-siphon
- Flow capacity 80% of supply (40 GPM @ 40 PSI)

Part No.	Original No.	Description
8.710-035.0	343022	1" Hudson Float Valve, 90°
8.710-036.0	343026	1" Hudson Float Valve, 150°

## Pressure Regulator



- Lowers city water pressure for better machine performance
- 10-125 PSI

Part No.	Original No.	Description
8.707-248.0	971443	Pressure Regulator

## Pressure Reducing Valve



INLINE – Garden Hose Connect

- 200 PSI max inlet pressure (See discharge pressures, below)
- Protects pumps from supply pressure surges
- Improves efficiency of float valves
- Brass construction
- 3/4" female garden hose inlet (See outlets, below)

Part No.	Original No.	Discharge	Outlet
8.904-391.0	385130	20 PSI	1/2" FPT
8.711-164.0	385132	20 PSI	3/4" MGH
8.711-165.0	385133	30 PSI	3/4" MGH
8.711-166.0	385134	40-50 PSI	3/4" MGH

## Back Flow Preventor - Check Valve

Protects water supply from harmful chemical backflow – will not allow "spike" pressure to push chemicals into supply line. **Now required by many city and state regulations**



- 3/4" female garden hose inlet (with lock screw)
- 3/4" male garden hose outlet
- Machined brass housing
- Plastic diaphragm check

Part No.	Original No.	Description
8.705-039.0	140060	Back Flow Preventor

## Check Valves - Swing Action

Retain prime on pumps with low lift capability



- Brass body with swing (flapper) action
- 150 PSI
- FPT inlet/outlet
- Gravity seal – no spring pressure

Part No.	Orig No.	Size	Part No.	Orig No.	Size
8.709-378.0	310862	1/2"	8.709-381.0	310865	1-1/4"
8.709-379.0	310863	3/4"	8.709-382.0	310866	1-1/2"
8.709-380.0	310864	1"	8.709-383.0	310868	2"

## Stainless Steel Check Valves



- Rated pressure: 5800 PSI
- 6500 PSI
- 195°F
- Female x Female
- 2.0 oz weight

Part No.	Orig No.	Description	GPM Flow Rate
8.709-361.0	310827	1/4" F x F	6.5
8.709-362.0	310828	3/8" F x F	13.5

## High Pressure Check Valves



- Buna seals
- Stainless steel check ball
- Machined brass body
- 1 PSI cracking pressure

Part No.	Original No.	Description
8.709-356.0		
8.709-357.0		
8.709-358.0		

Part No.	Original No.	Description
<b>2500 PSI Miniature Ball Check</b>		
8.709-356.0	310814	1/4", M x F
8.709-357.0	310815	1/4", M x M
<b>3000 PSI Stainless Guided Ball &amp; Quad Ring Seat</b>		
8.709-358.0	310820	1/4", F x F
8.709-359.0	310822	3/8", F x F

## Check Valves - 1200 PSI

Allow excellent low-restriction flow in inlet direction and instant positive check action in reverse direction.



- Machined brass body
- Poppet seal
- Cracking pressure 1 PSI

Part No.	Orig No.	Size	Part No.	Orig No.	Size
8.709-351.0	310804	1/4", F x F	8.709-353.0	310808	1/2", F x F
8.709-352.0	310806	3/8", F x F	8.709-354.0	310811	3/4", M x M

## Brass Check Valves - Spring-Loaded

Holds pump prime without overloading pump suction.



- Machine cast brass bodies, FPT x FPT
- 150 PSI
- 250°F
- Mount horizontal or vertical

Part No.	Orig No.	Size	Part No.	Orig No.	Size
8.709-384.0	310872	1/2"	8.709-386.0	310874	1"
8.709-385.0	310873	3/4"			

## PVC Check Valve

Holds pump prime without overloading pump suction.



- Designed for harsh chemical applications
- PVC plastic body
- Stainless steel ball check
- Cracking press 1 PSI
- Choice of connects
- 125 PSI
- 180°F

Part No.	Original No.	Description
8.709-366.0	310834	1/4" MPT x 1/4" Barb
8.709-367.0	310835	1/4" Barb x 1/4" MPT
8.709-369.0	310837	1/4" Barb x 1/4" Barb
8.709-370.0	310838	3/8" Barb x 3/8" Barb
8.709-373.0	310844*	1/2" Barb x 1/2" Barb

\*310844 has viton seals

## Stainless Steel Ball Valves - 2000 PSI



- Full flow ports
- Investment cast process
- Two piece 316 Stainless bodies
- Glass-filled Teflon® seals
- 180°F @ 2,000 PSI
- 300°F @ 1,000 PSI
- 350°F @ 300 PSI



Part No.	Original No.	Description
8.709-265.0	306534	1/4" F x F
8.709-266.0	306536	3/8" F x F
8.709-268.0	306538	1/2" F x F
8.709-269.0	306540	3/4" F x F

## Forged Brass Ball Valves



- 600 PSI
- 180°F
- Forged brass body
- Full flow ports
- Teflon PTFE Seal



M x F Part No.	M x F Orig No.	F x F Part No.	F x F Orig No.	M x M Part No.	M x M Orig No.	Size
8.709-249.0	306525	8.709-250.0	306525F	8.709-251.0	306525M	1/4"
8.709-252.0	306526	8.709-253.0	306526F	8.709-254.0	306526M	3/8"
8.709-255.0	306527	8.709-256.0	306527F	8.709-257.0	306527M	1/2"
8.709-258.0	306528	8.709-259.0	306528F	8.709-260.0	306528M	3/4"
8.709-261.0	306529	8.709-262.0	306529F	8.709-263.0	306529M	1"

## Nickel-Plated Brass Ball Valves



- Threaded FPT connects
- Chrome-plated ball
- Seats & seals have glass-filled Teflon®
- Full flow bore



Part No.	Orig. No.	FPT	PSI
8.709-242.0	306504	1/4"	710
8.709-243.0	306506	3/8"	710
8.709-244.0	306508	1/2"	710
8.709-245.0	306512	3/4"	570
8.709-246.0	306516	1"	570
8.709-247.0	306520	1-1/4"	430
8.709-248.0	306524	1-1/2"	430
8.709-264.0	306532	2"	360

## Mini Ball Valves



- Forged brass body
- 600 PSI
- 180° handle movement

M x F Part No.	M x F Orig No.	F x F Part No.	F x F Orig No.	M x M Part No.	M x M Orig No.	Size
8.709-208.0	306350	8.709-209.0	306350F	-	-	1/8"
8.709-211.0	306352B	8.709-212.0	306352F	8.709-213.0	306352M	1/4"
8.709-216.0	306354B	8.709-217.0	306354F	8.709-218.0	306354M	3/8"

## High Pressure Ball Valves



- Rugged carbon steel construction
- 2-way
- NPT (F x F) threads
- Blow-out proof stems
- Delrin ball seats
- Viton O-rings

Part No.	Original No.	FPT	PSI
8.709-274.0	306552	1/4" x 1/4"	7350
8.709-276.0	306553	3/8" x 3/8"	7350
8.709-279.0	306554	1/2" x 1/2"	7350
8.709-282.0	306556	3/4" x 3/4"	5880
8.700-270.0	075080	Replacement handle - fits all sizes above	
8.700-271.0	075089	Replacement screw for handle	

## Stainless Steel High Pressure Ball Valves - 5800 PSI



- 316 Stainless steel body, ball & stem
- Viton O-rings
- Delron ball seats
- Full Port

Part No.	Orig No.	FPT	Part No.	Orig No.	FPT
8.709-277.0	306553S	3/8" x 3/8"	8.709-283.0	306556S	3/4" x 3/4"
8.709-280.0	306554S	1/2" x 1/2"	8.709-286.0	306558S	1" x 1"

## Stainless Steel One Piece Ball Valves - 800 PSI



Suitable for steam.

- Standard port
- 316 stainless steel body
- 300°F @ 800 PSI
- 350°F @ 400 PSI

Part No.	Orig No.	FPT	Part No.	Orig No.	FPT
8.709-287.0	306582	1/4" x 1/4"	8.709-289.0	306584	1/2" x 1/2"
8.709-288.0	306583	3/8" x 3/8"	8.709-290.0	306585	3/4" x 3/4"

## Brass Mini Ball Valves



- Compact knob operation
- 220 PSI working pressure
- Brass housing-hex bar
- Designed to fit tight quarters
- Teflon® seals
- Only 1-3/4" long

Part No.	Original No.	FPT
8.709-270.0	306542	1/8" x 1/8"
8.709-271.0	306544	1/4" x 1/4"
8.709-272.0	306546	3/8" x 3/8"
8.709-273.0	306548	1/2" x 1/2"

## Polypropylene Ball Valves

Full port reinforced polypropylene.



306390



306412

- 150 PSI working pressure
- Easy turn w/ Teflon® seals
- Double seal in stem for "no leak"
- Threaded mounting bosses, brass insert on 1-1/4" - 2" sizes

Part No.	Original No.	FPT
----------	--------------	-----

### Two-Way Ball Valves

8.709-222.0	306390	1/2" x 1/2"
8.709-223.0	306392	3/4" x 3/4"
8.709-224.0	306394	1" x 1"
8.709-225.0	306398	1-1/2" x 1-1/2"
8.709-226.0	306400	2" x 2"

### Three-Way Ball Valves

8.709-227.0	306408	1/2" x 1/2" x 1/2"
8.709-228.0	306412	3/4" x 3/4" x 3/4"
8.709-229.0	306416	1" x 1" x 1"
8.709-230.0	306420	1-1/4" x 1-1/4" x 1-1/4"
8.709-231.0	306422	1-1/2" x 1-1/2" x 1-1/2"
8.709-232.0	306424	2" x 2" x 2"

## Compact PVC Ball Valves



- FPT thread both ends
- 150 PSI working pressure
- Easy turn handle
- 150°F
- EPDM seals - white body

Part No.	Original No.	FPT
8.709-233.0	306444	1/4" x 1/4"
8.709-234.0	306448	1/2" x 1/2"
8.709-235.0	306450	3/4" x 3/4"
8.709-236.0	306452	1" x 1"
8.709-237.0	306454	1-1/4" x 1-1/4"
8.709-238.0	306456	1-1/2" x 1-1/2"
8.709-239.0	306460	2" x 2"

## PVC Ball Valves

Great for chemical on/off flow control.



- PVC & nitrile material
- Chemical & impact resistant
- Flag handle
- 180°F
- 125 PSI

Part No.	Original No.	Description
8.709-214.0	306352P	1/4" Panel Mtg - Barb x Barb
8.709-219.0	306354P	1/4" Inline - Barb x Barb
8.709-220.0	306356	3/8" Inline - Barb x Barb

## 3-Way Ball Valve



- 400 PSI maximum pressure
- 180° maximum temperature
- Teflon seat
- Buna seals
- Brass

Part No.	Original No.	Description
8.709-207.0	306331	1/4" M x F x F

## Flow Selector Valve

3-way & 4-way lever control with brass body



- **4-way**  
Plumb for 3 inlets & 1 outlet or 1 inlet & 3 outlets
- **3-way**  
Plumb for 2 inlets & 1 outlet or 1 inlet & 2 outlets

Part No.	Original No.	Description
8.710-108.0	343734	1/4" FPT 3-Way
8.710-110.0	343736	3/8" FPT 3-Way
8.710-113.0	343744	1/4" FPT 4-Way
8.710-114.0	343746	3/8" FPT 4-Way

## Flow Control Metering Valve



- Forged brass, nickel-plated body
- Panel mtg in 17/32" hole
- Compact size
- Double stem seal
- 300 PSI
- 175°F rated temperature

Part No.	Original No.	Description
8.710-775.0	371125	1/4", FPT In/out
8.710-776.0	371133	3/8", FPT In/out

## Flow Control Metering Valve



The Valve that "Seals" (will not suck air).



- 3500 PSI to 28" vacuum – no leak
- Viton gland seal isolates metering threads from solution
- Stainless steel needle/brass seat
- 1/4" FPT ports
- Heavy-duty brass bar stock body
- 195°F rated temperature
- Panel mounts 5/8" hole
- Large easy-grip four-lobe handwheel
- Aluminum or Poly available

Part No.	Original No.	Description
8.904-362.0	371120X	Metering Valve / Alum Knob
8.904-361.0	371120P	Metering Valve / Poly Knob
8.740-083.0	077003A	Replacement Knob

## Brass Metering Valve



- Easy grip, fluted plastic handle with pointer
- Brass body, viton gland seal eliminates air leaks
- Panel mount 11/16" or 3/4" hole
- Extremely compact T-style
- 1/4 inlet/outlet
- 450 PSI
- 170°F

Part No.	Original No.	Description
8.710-773.0	371115	"T" 1/4 F x F - Forged
8.710-774.0	371116	"L" 1/4 M x M - Machined

## Chemical Metering / On-Off Valve



- Dual knob control – calibrate chemical flow w/ base knob. Outside knob allows on/off control without changing calibration
- Single (1/2") hole panel mounting
- Brass & stainless steel materials

Part No.	Original No.	Description
8.710-770.0	371100	MV-100

## ST-66 Chemical Meter & Selection Valve



- Two input barbs – for different chemicals to single outlet barb
- Double metering dial with center OFF
- Panel mount in single 5/8" hole

Part No.	Original No.	Description
8.710-779.0	371166	ST-66

## GP Chemical Metering Valves



8.710-771.0      9.802-187.0

- Adjusts from off to full flow
- 4000 PSI
- 1/4" FPT Inlet - Outlet
- 6 GPM
- 2-30151 has presettable limiting orifice

Part No.	Original No.	Description
8.710-771.0	727628	Flow Control
9.802-187.0	2-30151	Flow Control w/ Locking Adjustment

## Chemical Metering Valves



9.802-188.0

- Adjusts from off to full flow

Part No.	Original No.	Description
9.802-188.0	921438	w/ 1/4" Hose Nipples

## Thermal Relief Valves



A MUST for any pump that might ever be left in bypass mode (unloading) for more than 15 seconds! Protects the pump from overheating caused by recirculating water.



- Installs in bypass line
- Automotive style wax element
- Automatically resets at cool down to 115°+ F
- No adjustment required
- 1/8" FPT side discharge
- 125 PSI inlet pressure
- 2.5 GPM flow

Part No.	Original No.	Inlet	"Trip" Temp
8.904-564.0	458000	1/4" MPT	140°F
8.904-565.0	458001	3/8" MPT	140°F
8.904-566.0	458005	1/2" MPT	140°F
8.723-943.0	458007	1/2" MPT	170°F

## TRV Thermal Relief Valves

Low Profile!



- Brass body
- Plastic covered barb
- 7mm hose barb
- 145 PSI
- Opens at 145°

Part No.	Original No.	Inlet
8.712-546.0	458030	1/4"
8.712-547.0	458032	3/8"
8.712-548.0	458034	1/2"

## Compact Thermal Relief Valves



- 145°F "Trip" temperature

Part No.	Original No.	Size	"Trip" Temp
8.712-544.0	458024	1/4" MPT	145°F
9.802-181.0	921421	3/8" MPT	145°F
9.802-182.0	921422	1/2" MPT	145°F

# VALVES

## Pressure Relief Valves



Part No.	Orig. I No.	PSI
8.707-337.0	971204	500
8.707-332.0	971181	1000
8.707-336.0	971187	1500
8.718-496.0	971182	2000
8.707-274.0	921468	2200
8.707-335.0	971185	2500
8.711-231.0	971183	3000
8.707-334.0	971184	3500
8.707-258.0	921440	150 PSI/ 210°F

## Safety Pressure Relief Valves



- Prevents pressure overloads, protecting people and equipment
- Machined brass
- Automatically resets

Part No.	Orig No.	Max PSI	Size
8.722-192.0	G022550A	1200 (Silver Spring)	1/4"
8.722-193.0	G022560A	2400 (Red Spring)	1/4"
8.722-194.0	G022565A	3600 (Orange Spring)	1/4"
8.722-190.0	G022532A	3600 PSI (Orange Spring)	3/8"
9.802-191.0	G022533A	5000 PSI (Blue Spring)	3/8"

## Steam Valve

For "Combo" Hot Pressure Washer/Steamer Units. The single turn on/off diverter valve by-passes pump flow to reduce water flow to the coil, creating steam in place of normal hot water.



- Panel mount in 11/16" or 3/4" hole
- Machined brass body
- Easy-grip plastic knob
- 3600 PSI
- 175°F
- 1/4" MPT inlet/outlet

Part No.	Orig No.	Orifice (mm)
8.711-263.0	400008	0.8
8.904-406.0	400012	1.2
8.904-407.0	400015	1.5
8.904-408.0	400018	1.8
8.904-409.0	400020	2.0

## Air Valve - Coil Blow Out

Install Inline in front of Coil and use air pressure to blow water out of Coil to prevent "Freeze Up".



- Threaded connection
- 1/8" model is stainless steel
- 1/4" brass valve
- Valve cap included

Part No.	Orig. No.	Description
8.902-426.0	2-30131	Hotsy Valve Assy, fits Garden Hose Inlet Swivel
8.707-314.0	2-30132	Hotsy Valve Assy, fits Water Tanks
8.705-047.0	140073	1/8" Stainless Steel Connect
8.705-048.0	140075	1/4" Connect

## Safety Pressure Relief Valves



- Prevents pressure overloads, protecting people and equipment
- Machined brass
- Automatically resets

Part No.	Original No.	Max PSI	Size
8.722-192.0	725786	1200 - Silver Spring	1/4"
8.722-193.0	725787	2400 - Red Spring	1/4"
8.722-194.0	81-22565	3600 - Orange Spring	1/4"
8.722-190.0	G022532A	3600 - Orange Spring	3/8"
9.802-191.0	2-3245	5000 - Blue Spring	3/8"

## Rupture Disks



- Prevents dangerous thermal expansion of water in the coil
- Ensures operator safety

Part No.	Original No.	Description
9.802-192.0	2-3409	Assembly, 7000 PSI
8.707-381.0		Assembly, 8500 PSI

## E-Z Start Valve



Relieves pump head pressure during engine/motor starting, seals when full system flow is reached, saving battery and arm power. Cuts Amp draw on electric motors.




- 1/4" or 3/8" MPT inlet
- 1/8" FPT outlet
- Stainless steel spring and ball
- 8 GPM
- 5000 PSI

Part No.	Original No.	Description
9.804-065.0	2-3100543	1/4" MPT x 1/8" FPT
9.802-190.0	921807	3/8" MPT x 1/8" FPT

## Easy Start Valve

Relieves pump head pressure during engine/motor starting, seals when full system flow is reached, saving battery & arm power. Cuts Amp draw on electric motors startup.



- 3/8" MPT inlet
- 1/8" FPT outlet
- Machined brass housing
- Hose barb outlet
- Stainless steel internal
- 200°F
- 8 GPM

Part No.	Original No.	Description
8.709-865.0	339004	Easy Start Valve, 4100 PSI
8.709-866.0	339005	Easy Start Valve, 3500 PSI
9.802-137.0	140352	Hose Barb, 1/8 x 1/4 barb

## Easy Start Valve



Relieves pump head pressure during engine/motor starting, seals when full system flow is reached, saving battery & arm power. Cuts Amp draw on electric motors startup.



- 3/8" MPT inlet
- Hose barb outlet (8 mm)
- Machined brass body
- SS spring & ball
- 3200 PSI
- 176°F
- 7.8 GPM

Part No.	Original No.	Description
8.709-867.0	339006	Easy Start Valve

## Steel Utility Gauges

Dry Gauges!



- Black lacquered steel case
- Bronze bourdon tube
- Dry gauge
- 1/4" NPT brass mounting stem
- Accuracy ± 3-2-3%

Part No.	Original No.	Pressure Range
<b>2" bottom mount</b>		
8.710-307.0	348552	0-60 PSI
8.710-308.0	348554	0-100 PSI
8.710-309.0	348558	0-200 PSI
8.710-310.0	348560	0-300 PSI

## Fuel Oil Pressure Gauge



- 0-200 PSI
- Perfect for testing burner pump fuel pressure

Part No.	Original No.	Pressure Range
8.700-738.0	079020	0 - 200 PSI

## Corrosion-Resistant ABS Gauge



- Acid & alkali proof plastic case
- Bronze bourdon tube
- 1/4" NPT brass mounting stem
- Accuracy Dry: ±3-2-3%  
Filled: ±1.5%

Part No.	Original No.	Pressure Range
8.710-291.0	348305	0-100 PSI
8.710-293.0	348307	0-200 PSI
8.710-294.0	348308	0-300 PSI
8.710-295.0	348312	0-1000 PSI
8.710-296.0	348313	0-2000 PSI
8.710-297.0	348314	0-3000 PSI
8.710-299.0	348316	0-5000 PSI

## Temperature Gauges



(Dial Thermometers)

- 3" diameter dial – Stainless steel case
- Shatter-resistant polycarbonate lens
- Stainless steel stem (2.5")
- 1/2" MPT connector
- Accuracy to within 3% of dial range (ie. 50 - 500 = ± 6.8°F)

Part No.	Original No.	Description
8.712-488.0	426410	Temp Gauge +50° to 500°F

\*"Thermowell" to be used with dial thermometers in systems over 300 PSI. For best results fill thermowell with liquid silicon or glycol to increase sensitivity and accuracy of readings.

### Thermowell for temperature gauge above

- Brass 3/4" MPT x 1/2" FPT
- Gives 2000 PSI collapse protection
- 1.75" immersion length

Part No.	Original No.	Description
8.712-489.0	426423	Thermowell for 426410 above

## Stainless Steel Pressure Gauges



- AISI 304 stainless steel case
- Bronze bourdon tube
- 99.5% pure glycerin filled
- PSI & bar dual scale
- 1/4" NPT brass mounting stem
- Convex magnifying lens for easy reading
- Steel needle & peg
- Accuracy ± 1.5%

Part No.	Original No.	Pressure Range
----------	--------------	----------------

### 2-1/2" Bottom Mount with Bronze Internals

8.710-270.0	348216	0-100 PSI
8.710-272.0	856097	0-200 PSI
8.710-273.0	348224	0-300 PSI
8.710-276.0	348230	0-500 PSI
8.710-278.0	348240	0-1000 PSI
8.710-280.0	348245	0-2000 PSI
8.710-281.0	856125	0-3000 PSI
8.710-283.0	856126	0-4000 PSI
9.804-017.0	348260	0-5000 PSI
8.710-286.0	856127	0-6000 PSI
9.804-001.0	348265	0-10,000 PSI

### 2-1/2" Back Mount with Bronze Internals

8.710-246.0	348125	30Hg - 0 Vacuum
8.710-250.0	348140	0-100 PSI
8.710-254.0	348150	0-500 PSI
8.710-256.0	348152	0-1000 PSI
8.710-257.0	348154	0-2000 PSI
8.710-258.0	348156	0-3000 PSI
8.710-259.0	348158	0-4000 PSI
9.803-996.0	348160	0-5000 PSI
8.710-262.0	348162	0-6000 PSI
9.804-013.0	348165	0-10,000 PSI

### Mounting Hardware for Back Mount Gauges

8.710-223.0	348001	U-bracket
8.710-228.0	348090	3-hole flange, mounted*

\*must be factory mounted

# VALVES & GAUGES

## AMP Meters



- Designed for OEM or replacement
- Utilize as constant monitor or as test instruments
- Accuracy to  $\pm 5\%$
- Rugged & weather-resistant
- Bright stainless bezel
- Metal case
- Fits 2-1/16" mounting hole

Part No.	Original No.	Range
8.701-686.0	091321	-15 to +15 Amps
8.701-687.0	091323	-20 to +20 Amps
8.701-688.0	091344	-60 to +60 Amps

Requires 2-1/8" hole

## Speedmaster Throttle Control



Stop overworking the engine and pump during bypass. Decelerator reduces engine speed when pump head pressure drops below 215 PSI, reduces flow during bypass, slows recirculation heat buildup.



- 3500 PSI
- 300°F
- A Major system saver for gas engine units
- Machined brass body
- Stainless steel gland components
- 1/4" Male Connect
- Viton seals
- 42" lined and covered control cable
- Engine speeds infinitely adjustable for "Fine Tuned" system performance

Part No.	Original No.	Description
8.903-840.0	339000A	Throttle Control

## Hour Meters for Gasoline Engines



- Elapsed time
- No battery required
- Digital quartz accuracy ( $\pm .02\%$ )
- Extremely rugged & tamperproof
- Sealed from dirt & moisture
- Requires 2" panel cutout

Part No.	Description
8.749-183.0	EL 5-80V AC/DC 50/60 Hz
8.749-316.0	EL 24-277 AC/DC 50/60 Hz
9.802-283.0	115/240 VAC - Rectangle

## Hour Meter



- Elapsed time
- Extremely rugged and tamperproof
- Sealed from dirt and moisture
- Tachometer shows hours & rpm's

Part No.	Original No.	Description
8.712-163.0	886536	12 Volt DC - 2" Round
8.710-467.0	358452	110 Volt - 2" Round
9.802-283.0	886541	120 Volt - Rectangular
8.712-162.0	886535	220 Volt - 2" Round
8.712-169.0	784227	24 Volt AC - Rectangular
8.904-540.0	4-050820	Tachometer/Hour Meter, 12VDC

## Pressure & Temperature Test Set



Convenient test set provides both pressure and temperature check with one easy quick coupled connection at outlet of unloader or coil.



- **Test Set 5000**  
500°F Thermometer  
5000 PSI pressure gauge  
for systems up to 2000 PSI
- **Test Set 10,000**  
10,000 PSI pressure gauge  
for systems up to 5000 PSI

Part No.	Original No.	Description
8.904-559.0	449045	Test Set 5000 (0-2500 PSI systems)
8.904-558.0	449040	Test Set 10,000 (0-5000 PSI systems)

## Detergent Flow Meter



- 100 PSI working pressure
- 150°
- Measures detergent / water flow ratio

Part No.	Orig. No.	Description
8.712-139.0	886539	Up to 100 PSI @ 150°F

## Flow Meters



The answer to precision calibration and efficient operation of pressure washing systems.



- Flow scale measures Gallons Per Hour (GPH)
- 100 PSI
- 150°F
- 1/8" FPT inlet & outlet port
- Wetted parts are brass or stainless steel, with or without metering values
- Accurate within  $\pm 5\%$
- Precision cut and machined clear acrylic
- Metal mounting inserts for ease of installation (10-32 threads)
- Compact size - 2" tall scale, 4-3/32" overall height

Part No.	Original No.	GPH	Metal	Metering Valve
8.710-097.0	343722	.6 - 5	Brass	no
8.710-098.0	343723	.6 - 5	Brass	yes
8.710-101.0	343726	2 - 10	Brass	no
8.710-102.0	343727	2 - 10	Brass	yes
8.710-099.0	343724	.6 - 5	SS	no
8.710-100.0	343725	.6 - 5	SS	yes
8.710-104.0	343728	2 - 10	SS	no
8.710-105.0	343729	2 - 10	SS	yes

NOTE: All flow measurements must be on Low Pressure side of pump.

## Pressure Gauge Kit



- 5000 PSI Cold Water
- 1-3/4" gauge
- 3/8" QC Socket
- 3/8" QC plug

Part No.	Description
8.712-208.0	Pressure Gauge Kit